

Diesel Generator - Cummins Series - SE46CO (Open) & SE46CE (Enclosed)

Power Range:	Standby - 52.8kW (66kVA) Prime - 48kW (60kVA)
Rated Voltage:	208V to 480V
Rated Current:	167A (208V-3P), 73A (480V-3P)
Rated Power:	46kW
Frequency:	50Hz or 60Hz
Power Factor:	0.8 lagging
Phase:	1-phase or 3-phase
RPM:	1500rpm or 1800rpm



Standard Equipment

- CE Accredited
- Stamford AVR Brushless Alternator
- Belt Driven Charging Alternator
- Guards For Shielding Rotating Parts
- Vibration Isolators Between Base And Set Assembly
- Deep Sea 5210 Digital Auto-Start Control Panel
- Double Wall Fuel Tank
- Curved Edges & Minimum Outside Fasteners
- Radiator With Pusher Fan
- Fuel & Lubrication Oil Element Filters
- Industrial Muffler
- Main Line Circuit Breaker For Overload Protection
- 24 V Battery with Cables and Rack
- Rubber mounting for Engine and Alternator
- Skid Based Fuel tank with Fuel Gage
- Standard Tool Kit
- Operation & Installation Manuals
- Load Bank Test Report
- 12 months or 2000 running hours Warranty

Sound Attenuated Model

- Steel, Aluminum or Stainless Steel Enclosure
- Rust Resistant Powder Painted Finish on Enclosure
- Single Lifting Point


Available Options

- Road Towing Trailer *
- Rust-Proof Marine Grade Paint on Engine, Alternator & Enclosure *
- Steel, Aluminum or Stainless Steel Enclosure *
- Automatic Transfer Switch (NEMA 3R) *
- Monicon Digital Auto-Start Control Panel
- Marathon Alternator
- DSE5220 *; DSE5110 *; DSE5120 *; DSE703 *; DSE4110 *; DSE501k

* Additional Cost Applies

Deep Sea 5210 Specifications:

- Remote modem communication via optional RS232 port
- Easy Pushbutton Control
- Microprocessor Control
- Metering - Fuel Level, RPM, Oil Pressure, Engine Hours Run, etc.
- Event Log
- LED indication



Deep Sea 5210 Specifications (cont.):

- Analogue Inputs
- Relay Inputs
- Multiple Alarm Channels
- Alternator Under/Over Volts Warning/Shutdown
- Alternator Under/Over Frequency Warning/Shutdown
- Under/Over Speed Warning/Shutdown
- Low Oil Pressure Warning/Shutdown
- High Engine Temperature Warning/Shutdown
- High/Low Battery Volts Warning
- Over-Current Warning/Electrical Trip Shutdown
- Adjustable Crank Cycle/Attempts
- External Remote Start Input (On load/Off load)
- Magnetic Pick-up or Alternator Speed Monitoring
- Event Logging of Shutdown Alarms
- System lock input
- Built in Exercise Scheduler
- SMS Messaging Capability with GSM Modem
- Front panel configuration of timers and alarm trip points

Engine Specifications:

Model Number: 4BTA3.9G
 Type: Water-Cooled, in-line, four-stroke, direct injection
 Rated Output (kW): 50
 Maximum Output (kW): 55
 Starting Method: Electric
 Cooling Method: Closed Water-Cooled
 Governing Method: Mechanical/Electronic
 Aspiration: Turbocharged
 Number of Cylinders: 4
 Fuel Consumption (g/kw.h) <= 210
 Bore (mm) x Stroke (mm): 105 X 120
 Displacement (L): 3.92
 Lube-Oil Pan Capacity (L): 9.5
 Voltage for Start (V): 24

Alternator Specifications:

Type: Stamford
 Exciter Type: Brushless, Self Excited
 Leads, Quantity, Type: 12, Reconnectable
 Voltage Regulator: Solid State, Volts/Hz & Excitation, Overload Protection
 Insulation: Class H Material, 150°C Temperature Rise
 Voltage Regulation, No Load to Full Load: $\pm 1.5\%$ (Self Excited)

Weight & Dimensions

Open Model (SE46CO)

LWH 235 x 102 x 165 (cm)

LWH 92.6 x 40.2 x 65 (in)

Gross Weight: 1040 kg



Enclosed Model (SE46CE)

LWH 310 x 128 x 200 (cm)

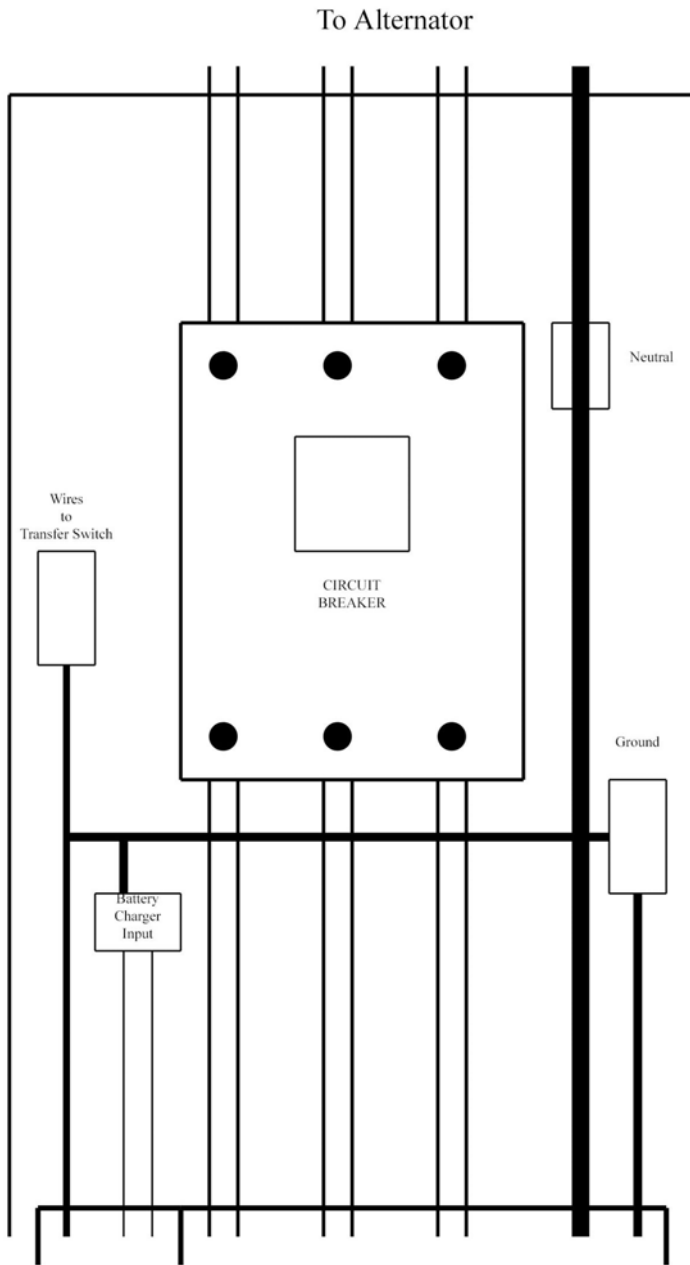
LWH 122.1 x 50.4 x 78.8 (in)

Gross Weight: 1770 kg

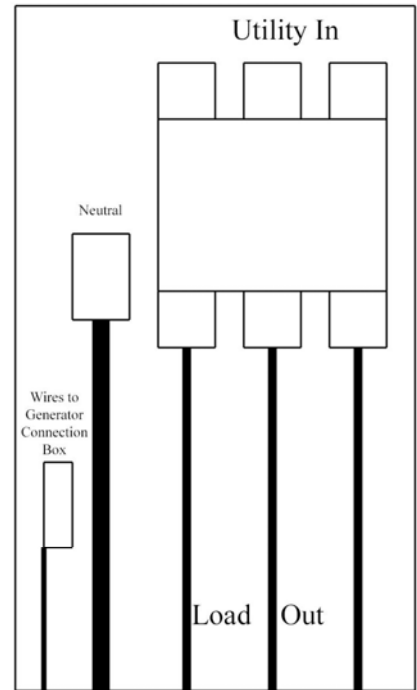


Weight and Dimensions for units will vary if larger fuel tank or different enclosure is required

Interconnections



TRANSFER SWITCH



To Generator Connection Box

GENERATOR CONNECTION BOX